

ACI Racing Weekend Imola, 1-2 Giugno 2024

Italian F4 Championship - Results Collective Test 2A

Imola Circuit 4.909 m

1 / 2

No.	Driver	Nat	Entrant	Team	Car	Class	Time	Gap	Rel.	Laps
1	23 FRANCO Reno	NLD	Jenzer Motorsport	Jenzer Motorsport	Tatuus F4-T421		1'46.031			12
2	22 FREY Enea	CHE	Jenzer Motorsport	Jenzer Motorsport	Tatuus F4-T421	R	1'46.722	0.691	0.691	14
3	73 OLIVIERI Emanuele	ITA	AKM Motorsport	AKM Motorsport	Tatuus F4-T421	R	1'46.960	0.929	0.238	14
4	21 ISCHER Ethan	CHE	Jenzer Motorsport	Jenzer Motorsport	Tatuus F4-T421		1'47.054	1.023	0.094	13
5	11 VIISOREANU Luca	ROU	Real Racing	Real Racing	Tatuus F4-T421	R	1'47.164	1.133	0.110	16
6	62 ROBINSON Edward	ESP	AS Motorsport	AS Motorsport	Tatuus F4-T421	R	1'47.596	1.565	0.432	17
7	24 ZHANG Shimo	CHN	Jenzer Motorsport	Jenzer Motorsport	Tatuus F4-T421	R	1'47.676	1.645	0.080	7
8	20 RYBA Matus	SVK	Jenzer Motorsport	Jenzer Motorsport	Tatuus F4-T421	R	1'47.901	1.870	0.225	13
9	52 SAVINKOV Oleksandr	UKR	AKM Motorsport	AKM Motorsport	Tatuus F4-T421	R	1'47.969	1.938	0.068	15
10	5 DOBRZANSKI Wiktor	POL	AKM Motorsport	AKM Motorsport	Tatuus F4-T421		1'48.390	2.359	0.421	12
11	54 HOLGUIN Gabriel	VEN	Maffi Racing	Maffi Racing	Tatuus F4-T421	R	1'50.414	4.383	2.024	12
12	29 BERREBY Nathanael	CHE	Maffi Racing	Maffi Racing	Tatuus F4-T421	R				0
13	95 DUNA Andrei	ROU	Real Racing	Real Racing	Tatuus F4-T421					0

Humidity:	47%	AIR	27°C
Condition:	DRY	Track	40°C

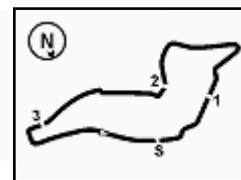
Clerk of the Course : Massimiliano Ghinassi

Race Director : Alessandro Ferrari

	Start	End
30/05/2024	11:45	12:30

Powered by FICr PERUGIA TIMING





ACI Racing Weekend Imola, 1-2 Giugno 2024

Italian F4 Championship - Results Collective Test 2A

Imola Circuit 4.909 m

2 / 2

Penalty and Infringement

Fastest Laps Sequence

No.	Entrant	Nat	Team	Car	Local Time	Time	Gap	Avg
62	E. ROBINSON	ESP	AS Motorsport	Tatuus F4-T421	11:49'58.205	1'50.546		159,865
62	E. ROBINSON	ESP	AS Motorsport	Tatuus F4-T421	11:51'47.539	1'49.334	-1.212	161,637
62	E. ROBINSON	ESP	AS Motorsport	Tatuus F4-T421	11:53'36.693	1'49.154	-0.180	161,903
11	L. VIISOREANU	ROU	Real Racing	Tatuus F4-T421	12:07'00.980	1'48.077	-1.077	163,517
11	L. VIISOREANU	ROU	Real Racing	Tatuus F4-T421	12:08'48.679	1'47.699	-0.378	164,091
73	E. OLIVIERI	ITA	AKM Motorsport	Tatuus F4-T421	12:08'59.864	1'47.561	-0.138	164,301
23	R. FRANCO	NLD	Jenzer Motorsport	Tatuus F4-T421	12:10'00.840	1'46.951	-0.610	165,238
23	R. FRANCO	NLD	Jenzer Motorsport	Tatuus F4-T421	12:11'47.260	1'46.420	-0.531	166,063
23	R. FRANCO	NLD	Jenzer Motorsport	Tatuus F4-T421	12:27'10.193	1'46.121	-0.299	166,531
23	R. FRANCO	NLD	Jenzer Motorsport	Tatuus F4-T421	12:28'56.224	1'46.031	-0.090	166,672

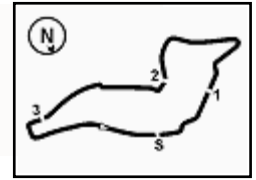
Clerk of the Course : Massimiliano Ghinassi

Race Director : Alessandro Ferrari

30/05/2024 Start End
 11:45 12:30

Powered by FICr PERUGIA TIMING





Imola Circuit 4.909 m

ACI Racing Weekend Imola, 1-2 Giugno 2024

Italian F4 Championship - Best Sectors & Speed Collective Test 2A

BEST LAP

1	23 FRANCOT	Reno	Tatuus F4-T421	1'46.031
2	22 FREY	Enea	Tatuus F4-T421	1'46.722
3	73 OLIVIERI	Emanuele	Tatuus F4-T421	1'46.960
4	21 ISCHER	Ethan	Tatuus F4-T421	1'47.054
5	11 VIISOREANU	Luca	Tatuus F4-T421	1'47.164
6	62 ROBINSON	Edward	Tatuus F4-T421	1'47.596
7	24 ZHANG	Shimo	Tatuus F4-T421	1'47.676
8	20 RYBA	Matus	Tatuus F4-T421	1'47.901
9	52 SAVINKOV	Oleksandr	Tatuus F4-T421	1'47.969
10	5 DOBRZANSKI	Wiktor	Tatuus F4-T421	1'48.390
11	54 HOLGUIN	Gabriel	Tatuus F4-T421	1'50.414
12	29 BERREBY	Nathanael	Tatuus F4-T421	
13	95 DUNA	Andrei	Tatuus F4-T421	

SPEED

1	11 VIISOREANU	Luca	Tatuus F4-T421	231,8
2	62 ROBINSON	Edward	Tatuus F4-T421	231,3
3	22 FREY	Enea	Tatuus F4-T421	229,8
4	52 SAVINKOV	Oleksandr	Tatuus F4-T421	229,8
5	21 ISCHER	Ethan	Tatuus F4-T421	229,3
6	73 OLIVIERI	Emanuele	Tatuus F4-T421	229,3
7	20 RYBA	Matus	Tatuus F4-T421	228,8
8	24 ZHANG	Shimo	Tatuus F4-T421	228,8
9	5 DOBRZANSKI	Wiktor	Tatuus F4-T421	228,3
10	23 FRANCOT	Reno	Tatuus F4-T421	227,8
11	54 HOLGUIN	Gabriel	Tatuus F4-T421	225,0

SEG. 1

1	23 FRANCOT	Reno	22.764
2	22 FREY	Enea	22.911
3	21 ISCHER	Ethan	23.011
4	11 VIISOREANU	Luca	23.029
5	24 ZHANG	Shimo	23.070
6	52 SAVINKOV	Oleksandr	23.093
7	73 OLIVIERI	Emanuele	23.121
8	5 DOBRZANSKI	Wiktor	23.266
9	20 RYBA	Matus	23.293
10	62 ROBINSON	Edward	23.296
11	54 HOLGUIN	Gabriel	23.717

SEG. 2

1	23 FRANCOT	Reno	33.949
2	21 ISCHER	Ethan	34.243
3	22 FREY	Enea	34.247
4	73 OLIVIERI	Emanuele	34.277
5	62 ROBINSON	Edward	34.436
6	24 ZHANG	Shimo	34.444
7	11 VIISOREANU	Luca	34.453
8	52 SAVINKOV	Oleksandr	34.492
9	20 RYBA	Matus	34.846
10	5 DOBRZANSKI	Wiktor	34.948
11	54 HOLGUIN	Gabriel	35.585

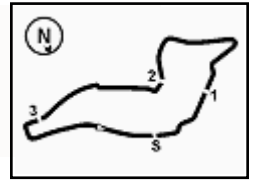
SEG. 3

1	23 FRANCOT	Reno	30.060
2	11 VIISOREANU	Luca	30.258
3	22 FREY	Enea	30.295
4	73 OLIVIERI	Emanuele	30.298
5	21 ISCHER	Ethan	30.382
6	62 ROBINSON	Edward	30.452
7	52 SAVINKOV	Oleksandr	30.470
8	20 RYBA	Matus	30.534
9	24 ZHANG	Shimo	30.540
10	5 DOBRZANSKI	Wiktor	30.766
11	54 HOLGUIN	Gabriel	31.230

SEG. 4

1	23 FRANCOT	Reno	19.015
2	11 VIISOREANU	Luca	19.089
3	73 OLIVIERI	Emanuele	19.114
4	22 FREY	Enea	19.153
5	24 ZHANG	Shimo	19.200
6	21 ISCHER	Ethan	19.201
7	52 SAVINKOV	Oleksandr	19.211
8	20 RYBA	Matus	19.213
9	62 ROBINSON	Edward	19.262
10	5 DOBRZANSKI	Wiktor	19.322
11	54 HOLGUIN	Gabriel	19.583





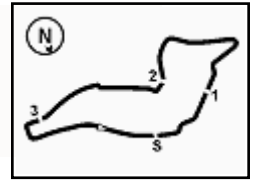
ACI Racing Weekend Imola, 1-2 Giugno 2024

Italian F4 Championship - Ideal Time Collective Test 2A

Imola Circuit 4.909 m

No. Driver	Car	Seg. 1	Seg. 2	Seg. 3	Seg. 4	Ideal Time		
		Diff. 1	Diff. 2	Diff. 3	Diff. 4	Best Lap	Pos.	Diff.
1 23 FRANCO R. (NLD)	Tatuus F4-T421	22.764	33.949 +0.063	30.060 +0.018	19.015 +0.162	1'45.788 1'46.031	1	0.243
2 22 FREY E. (CHE)	Tatuus F4-T421	22.911	34.247	30.295 +0.040	19.153 +0.076	1'46.606 1'46.722	2	0.116
3 73 OLIVIERI E. (ITA)	Tatuus F4-T421	23.121 +0.017	34.277	30.298	19.114 +0.133	1'46.810 1'46.960	3	0.150
4 11 VIISOREANU L. (ROU)	Tatuus F4-T421	23.029 +0.101	34.453	30.258 +0.228	19.089 +0.006	1'46.829 1'47.164	5	0.335
5 21 ISCHER E. (CHE)	Tatuus F4-T421	23.011 +0.078	34.243 +0.139	30.382	19.201	1'46.837 1'47.054	4	0.217
6 24 ZHANG S. (CHN)	Tatuus F4-T421	23.070 +0.053	34.444	30.540 +0.279	19.200 +0.090	1'47.254 1'47.676	7	0.422
7 52 SAVINKOV O. (UKR)	Tatuus F4-T421	23.093 +0.203	34.492 +0.276	30.470 +0.224	19.211	1'47.266 1'47.969	9	0.703
8 62 ROBINSON E. (ESP)	Tatuus F4-T421	23.296 +0.023	34.436 +0.127	30.452	19.262	1'47.446 1'47.596	6	0.150
9 20 RYBA M. (SVK)	Tatuus F4-T421	23.293 +0.015	34.846	30.534	19.213	1'47.886 1'47.901	8	0.015
10 5 DOBRZANSKI W. (POL)	Tatuus F4-T421	23.266	34.948	30.766 +0.088	19.322	1'48.302 1'48.390	10	0.088
11 54 HOLGUIN G. (VEN)	Tatuus F4-T421	23.717	35.585 +0.200	31.230 +0.099	19.583	1'50.115 1'50.414	11	0.299
29 BERREBY N. (CHE)	Tatuus F4-T421							
95 DUNA A. (ROU)	Tatuus F4-T421							
Overall Ideal Time		22.764	33.949	30.060	19.015	1'45.788		





ACI Racing Weekend Imola, 1-2 Giugno 2024

Italian F4 Championship - Chronological Analysis Collective Test 2A

Imola Circuit 4.909 m

1 / 2

5 W. DOBRZANSKI (1'48.390)

Lap	Seg.1	Seg.2	Seg.3	Seg.4	Lap Time	km/h	Local Time
1							
2	40.677	37.749	32.902	19.963	2'11.291P	160,5	12:05'28.311
3	23.906	35.822	31.810	19.763	1'51.301	225,0	12:07'19.612
4	23.591	35.485	31.498	19.631	1'50.205	225,9	12:09'09.817
5	23.682	35.665	31.538	19.605	1'50.490	225,5	12:11'00.307
6	23.538	35.363	31.121	19.719	1'49.741	225,5	12:12'50.048
7	23.562	35.294	30.988	19.486	1'49.330	226,4	12:14'39.378
8	23.419	35.311	31.170	3'46.195	5'16.095P	226,4	12:19'55.473
9	41.251	39.668	33.593	19.933	2'14.445P	166,2	12:22'09.918
10	23.732	36.089	31.596	19.618	1'51.035	228,3	12:24'00.953
11	23.550	35.115	31.022	19.415	1'49.102	226,9	12:25'50.055
12	23.309	35.104	30.766	19.412	1'48.591	227,8	12:27'38.646
13	23.266	34.948	30.854	19.322	1'48.390	226,4	12:29'27.036
14	23.282				227,4		

6	23.415	34.739	30.778	19.284	1'48.216	226,9	12:10'08.579
7	23.330	34.706	30.537	19.224	1'47.797	226,9	12:11'56.376
8	23.110	34.410	30.458	19.232	1'47.210	226,9	12:13'43.586
9	23.067	34.373	30.558	40.631	2'08.629P	229,3	12:15'52.215
10	4'42.857	39.634	33.026	19.922	6'15.439P	163,1	12:22'07.654
11	23.994	35.123	31.278	19.275	1'49.670	218,2	12:23'57.324
12	23.180	34.366	30.563	19.293	1'47.402	227,8	12:25'44.726
13	23.114	34.243	30.506	19.212	1'47.075	228,8	12:27'31.801
14	23.089	34.382	30.382	19.201	1'47.054	227,8	12:29'18.855
15	23.011					228,8	

22 E. FREY (1'46.722)

Lap	Seg.1	Seg.2	Seg.3	Seg.4	Lap Time	km/h	Local Time
1							
2	44.430	39.855	35.669	22.302	2'22.256P	157,9	11:51'21.456
3	27.168	36.066	32.627	37.436	2'13.297P	201,9	11:53'34.753
4	46.919	43.783	35.414	7'19.302	9'25.418P	165,9	12:03'00.171
5	40.020	36.492	32.925	38.508	2'27.945P	148,6	12:05'28.116
6	54.789	36.800	34.179	20.246	2'26.014P	163,4	12:07'54.130
7	23.440	34.697	30.810	19.501	1'48.448	226,4	12:09'42.578
8	23.387	34.443	30.675	19.287	1'47.792	226,9	12:11'30.370
9	23.060	34.400	30.396	19.512	1'47.368	227,4	12:13'17.738
10	23.034	35.314	30.891	5'36.849	7'06.088P	228,3	12:20'23.826
11	42.152	37.849	33.790	20.951	2'14.742P	167,4	12:22'38.568
12	23.440	35.375	30.965	19.373	1'49.153	225,9	12:24'27.721
13	23.294	34.729	36.042	19.197	1'53.262	226,4	12:26'20.983
14	23.040	34.377	30.295	19.153	1'46.865	227,4	12:28'07.848
15	22.911	34.247	30.335	19.229	1'46.722	229,3	12:29'54.570
16						229,8	

11 L. VIISOREANU (1'47.164)

Lap	Seg.1	Seg.2	Seg.3	Seg.4	Lap Time	km/h	Local Time
1							
2	42.590	39.338	33.241	20.680	2'15.849P	153,6	11:51'26.075
3	26.338	36.930	31.271	19.472	1'54.011	210,9	11:53'20.086
4	23.415	35.375	44.981	31.634	2'15.405	223,6	11:55'35.491
5	32.699	39.935	35.941	5'39.638	7'28.213P	133,3	12:03'03.704
6	40.521	36.471	32.679	19.528	2'09.199P	166,2	12:05'12.903
7	23.419	34.669	30.664	19.325	1'48.077	224,5	12:07'00.980
8	23.346	34.566	30.516	19.271	1'47.699	225,0	12:08'48.679
9	23.237	34.597	31.323	19.395	1'48.552	225,0	12:10'37.231
10	23.331	34.665	30.533	19.354	1'47.883	223,6	12:12'25.114
11	23.330	34.586	30.649	19.278	1'47.843	225,5	12:14'12.957
12	23.169	34.564	30.655	19.368	1'47.756	225,5	12:16'00.713
13	23.207	34.967	30.505	3'39.975	5'08.654P	224,5	12:21'09.367
14	41.887	40.342	35.161	22.478	2'19.868P	157,0	12:23'29.235
15	27.099	39.045	31.274	19.303	1'56.721	182,7	12:25'25.956
16	23.130	34.453	30.486	19.095	1'47.164	228,8	12:27'13.120
17	23.029	34.922	30.258	19.089	1'47.298	231,8	12:29'00.418
18	23.108	34.416			226,9		

23 R. FRANCO (1'46.031)

Lap	Seg.1	Seg.2	Seg.3	Seg.4	Lap Time	km/h	Local Time
1							
2	44.307	40.519	35.324	20.488	2'20.638P	141,2	11:53'05.574
3	25.823	42.409	49.094	7'59.452	9'56.778P	208,9	12:03'02.352
4	42.245	38.116	33.577	50.265	2'44.203P	165,4	12:05'46.555
5	57.537	38.738	31.880	19.179	2'27.334P	162,9	12:08'13.889
6	23.240	34.268	30.334	19.109	1'46.951	225,9	12:10'00.840
7	23.058	34.100	30.247	19.015	1'46.420	225,5	12:11'47.260
8	22.927	34.262	30.540	19.267	1'46.996	227,4	12:13'34.256
9	22.909	34.210	30.417	6'18.705	7'46.241P	225,9	12:21'20.497
10	42.646	38.249	31.710	20.712	2'13.317P	155,0	12:23'33.814
11	25.870	34.824	30.391	19.173	1'50.258	206,9	12:25'24.072
12	22.964	34.026	30.060	19.071	1'46.121	227,8	12:27'10.193
13	22.764	34.012	30.078	19.177	1'46.031	227,8	12:28'56.224
14	22.917	33.949				227,8	

24 S. ZHANG (1'47.676)

Lap	Seg.1	Seg.2	Seg.3	Seg.4	Lap Time	km/h	Local Time
1							
2	39.801	36.700	34.770	20.577	2'11.848P	159,8	12:05'19.205
3	28.275	37.847	31.125	19.372	1'56.619	153,2	12:07'15.824
4	23.435	35.069	30.886	19.245	1'48.635	224,1	12:09'04.459
5	23.179	34.778	30.540	19.232	1'47.729	224,1	12:10'52.188
6	23.123	34.444	30.819	19.290	1'47.676	225,5	12:12'39.864
7	25.758	38.578	32.687	19.200	1'56.223	228,8	12:14'36.087
8	23.204	34.583	30.760	19.269	1'47.816	223,6	12:16'23.903
9	23.070	34.454	30.849			224,1	

20 M. RYBA (1'47.901)

Lap	Seg.1	Seg.2	Seg.3	Seg.4	Lap Time	km/h	Local Time
1							
2	42.328	38.097	32.636	19.713	2'12.774P	163,9	11:51'28.100
3	24.800	35.624	31.380	38.142	2'09.946P	226,4	11:53'38.046
4	1'29.679	42.630	31.741	6'23.797	9'07.847P	153,4	12:02'45.893
5			32.827	50.747	3'02.020P	166,7	12:05'47.913
6			31.544	19.311	2'26.981P	163,4	12:08'14.894
7	23.407	35.403	30.612	19.422	1'48.844	227,4	12:10'03.738
8			30.721	19.333	1'48.404	225,9	12:11'52.142
9			31.785	19.633	1'49.842	225,9	12:13'41.984
10			31.705	5'47.209	7'18.936P	225,0	12:21'00.920
11	46.517	44.933	37.430	20.986	2'29.866P	131,5	12:23'30.786
12	24.736	37.527	32.331	19.317	1'53.911	218,2	12:25'24.697
13	23.308	34.846	30.534	19.213	1'47.901	228,8	12:27'12.598
14	23.297	35.968	32.538	19.268	1'51.071	227,4	12:29'03.669
15	23.293	34.689			227,4		

21 E. ISCHER (1'47.054)

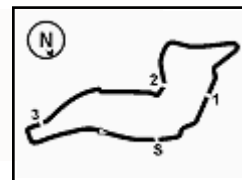
Lap	Seg.1	Seg.2	Seg.3	Seg.4	Lap Time	km/h	Local Time
1							
2	49.926	47.923	43.014	25.338	2'46.201P	131,7	11:53'00.329
3	30.385	41.197	47.800	7'57.955	9'57.337P	134,2	12:02'57.666
4	43.314	39.299	34.808	43.141	2'40.562P	106,9	12:05'38.228
5	59.156	48.847	34.666	2'42.135P	134,3	12:08'20.363	

52 O. SAVINKOV (1'47.969)

Lap	Seg.1	Seg.2	Seg.3	Seg.4	Lap Time	km/h	Local Time
1							

30/05/2024 P = Pits In/Out - C = Lap Time Cancelled





ACI Racing Weekend Imola, 1-2 Giugno 2024

Italian F4 Championship - Chronological Analysis Collective Test 2A

Imola Circuit 4.909 m

2 / 2

2	41.604	36.992	31.707	19.694	2'09.997P	154,5	11:53'25.007	6	23.317	34.455	31.236	19.293	1'48.301	226,9	12:07'12.303
3	23.697	35.282	43.556	32.882	2'15.417C	220,9	11:55'40.424	7	23.307	34.435	30.634	19.185	1'47.561	229,3	12:08'59.864
4	32.358	39.178	37.610	5'43.081	7'32.227P	141,9	12:03'12.651	8	23.266	34.476	30.546	19.190	1'47.478	229,3	12:10'47.342
5	39.850	35.778	32.033	19.999	2'07.660P	162,7	12:05'20.311	9	23.294	34.325	30.526	19.151	1'47.296	228,3	12:12'34.638
6	23.731	35.042	30.970	20.679	1'50.422	224,1	12:07'10.733	10	23.178	34.316	30.396	5'11.721	6'39.611P	225,9	12:19'14.249
7	23.610	34.884	32.486	19.400	1'50.380	226,4	12:09'01.113	11	39.241	35.164	30.559	19.372	2'04.336P	166,7	12:21'18.585
8	23.378	35.052	30.908	19.314	1'48.652	223,1	12:10'49.765	12	23.299	34.502	30.463	19.130	1'47.394	227,4	12:23'05.979
9	23.456	34.777	30.894	20.316	1'49.443	227,8	12:12'39.208	13	23.185	34.388	30.376	19.114	1'47.063	226,9	12:24'53.042
10	23.842	34.810	30.656	19.338	1'48.646	221,8	12:14'27.854	14	23.138	34.277	30.298	19.247	1'46.960	227,8	12:26'40.002
11	23.202	34.860	30.669	19.362	1'48.093	226,4	12:16'15.947	15	23.151	34.354	38.083	20.233	1'55.821	226,4	12:28'35.823
12	23.259	34.697	30.781	4'33.309	6'02.046P	229,8	12:22'17.993	16	23.121	35.074	30.779			227,4	
13	44.647	38.274	34.270	20.640	2'17.831P	129,7	12:24'35.824								
14	24.230	35.748	33.449	20.017	1'53.444	216,0	12:26'29.268								
15	23.296	34.768	30.694	19.211	1'47.969	227,8	12:28'17.237								
16	23.093	34.492	30.470	19.260	1'47.315C	228,3	12:30'04.552								
17						191,2									

54 G. HOLGUIN (1'50.414)

Lap	Seg.1	Seg.2	Seg.3	Seg.4	Lap Time	km/h	Local Time
1							
2	54.452	40.066	33.645	20.599	2'28.762P	152,3	11:52'18.716
3	24.848	36.764	8'27.568	43.443	10'12.623CP	214,3	12:02'31.339
4	6'18.273	38.409	37.417	21.356	7'55.455P	161,4	12:10'26.794
5	24.827	37.334	32.364	19.937	1'54.462	216,0	12:12'21.256
6	24.277	36.094	33.388	19.905	1'53.664	218,6	12:14'14.920
7	23.944	35.959	31.700	19.745	1'51.348	219,5	12:16'06.268
8	23.722	36.159	31.659	19.947	1'51.487	220,0	12:17'57.755
9	23.877	35.760	31.230	19.812	1'50.679	220,4	12:19'48.434
10	23.717	35.785	31.329	19.583	1'50.414	223,1	12:21'38.848
11	23.852	35.814	31.491	20.383	1'51.540	223,6	12:23'30.388
12	24.217	35.801	32.288	39.128	2'11.434P	220,0	12:25'41.822
13	1'26.844	37.069	32.180	19.883	2'55.976P	164,4	12:28'37.798
14	23.818	35.585	31.255			225,0	

62 E. ROBINSON (1'47.596)

Lap	Seg.1	Seg.2	Seg.3	Seg.4	Lap Time	km/h	Local Time
1							
2	42.169	38.148	33.249	20.363	2'13.929P	155,8	11:48'07.659
3	24.219	35.423	31.374	19.530	1'50.546	221,3	11:49'58.205
4	23.726	35.051	31.109	19.448	1'49.334	225,0	11:51'47.539
5	23.605	35.162	30.934	19.453	1'49.154	225,0	11:53'36.693
6	23.456	34.928	33.399	8'05.491	9'37.274P	226,9	12:03'13.967
7	39.688	36.192	34.311	20.667	2'10.858P	165,9	12:05'24.825
8	23.514	34.953	30.784	19.430	1'48.681	229,8	12:07'13.506
9	23.560	34.768	30.773	19.679	1'48.780	229,3	12:09'02.286
10	23.408	34.703	30.780	19.327	1'48.218	228,8	12:10'50.504
11	23.381	34.678	30.838	19.536	1'48.433	231,3	12:12'38.937
12	23.494	34.581	30.593	19.362	1'48.030	228,8	12:14'26.967
13	23.469	37.741	32.428	4'13.073	5'46.711P	225,9	12:20'13.678
14	43.662	40.662	34.963	20.849	2'20.136P	157,0	12:22'33.814
15	25.358	36.998	32.931	19.449	1'54.736	223,1	12:24'28.550
16	23.364	34.679	36.211	19.282	1'53.536	230,3	12:26'22.086
17	23.319	34.563	30.452	19.262	1'47.596	230,3	12:28'09.682
18	23.296	34.436	30.462	19.139	1'47.333C	229,8	12:29'57.015
19						197,8	

73 E. OLIVIERI (1'46.960)

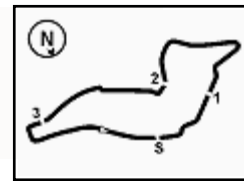
Lap	Seg.1	Seg.2	Seg.3	Seg.4	Lap Time	km/h	Local Time
1							
2	45.310	40.138	33.760	20.855	2'20.063P	148,8	11:52'51.037
3	25.017	36.734	32.205	19.723	1'53.679	220,9	11:54'44.716
4	28.957	40.362	33.416	6'42.917	8'25.652P	187,2	12:03'10.368
5	38.982	38.330	35.953	20.369	2'13.634P	168,0	12:05'24.002

30/05/2024

P = Pits In/Out - C = Lap Time Cancelled

Powered by FICr PERUGIA TIMING

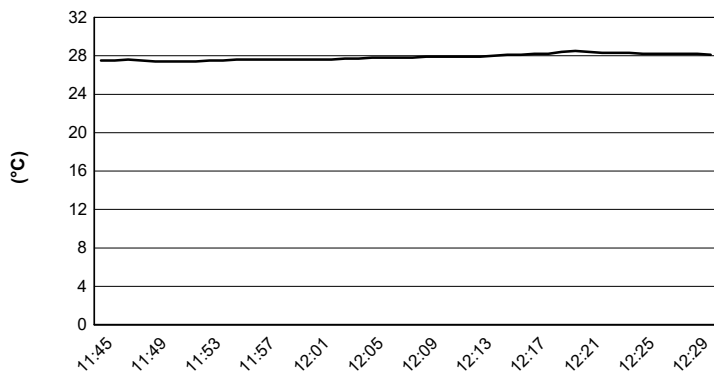




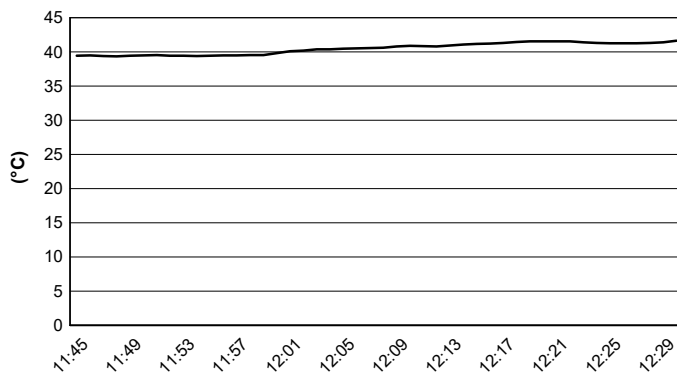
Imola Circuit 4.909 m

ACI Racing Weekend Imola, 1-2 Giugno 2024
Italian F4 Championship - Weather Report Collective Test 2A
 Session started 11:45 - Session ended 12:30

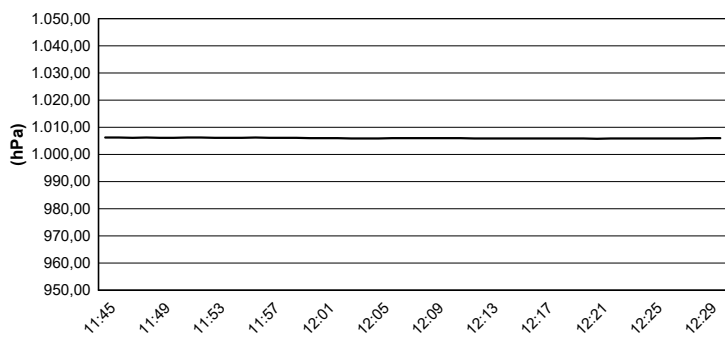
Air Temperature



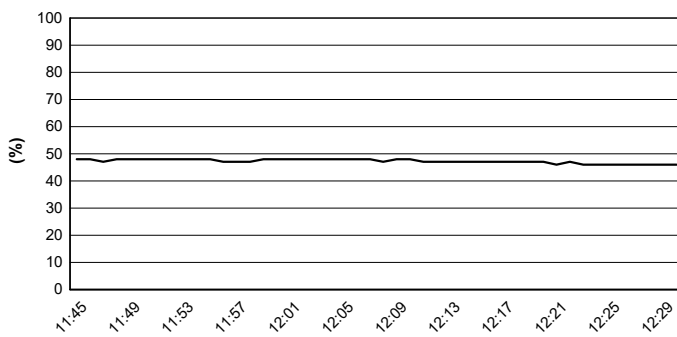
Track Temperature



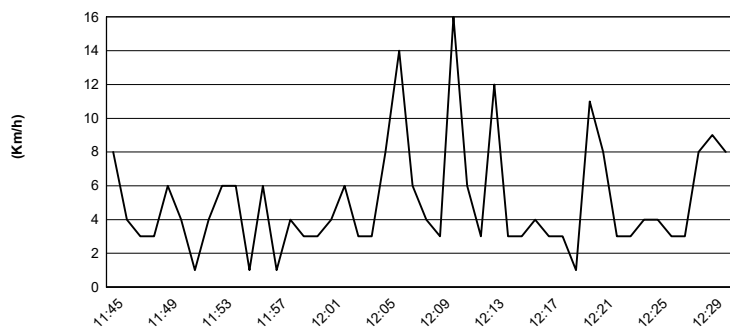
Air Pressure



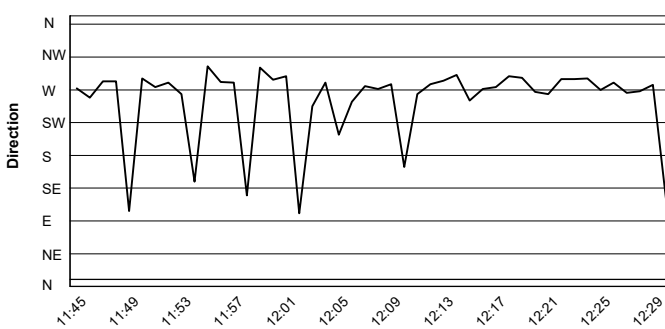
Humidity



Wind Speed



Wind Direction



30/05/2024

